


Cutting with a Band Saw

Emco Swing transportable band saw

- Application:** - for large cut quantities
for professional use
- Cut profile:** - smooth, minimal dust creation
- Available from:** - specialist tool outlets
- Construction Resources
- manufacturer



Cutting Homatherm with a band saw produces very clean edges with minimal dust creation.



The maximal cut height is 160mm, the maximum projection 380mm. Mitre cuts up to 45° are possible by adjusting the angle of the cutting table.



Circular and uneven cuts are easily and cleanly achieved.

Cutting flexCL® 040

Cutting aids


The HOMATHERM Cutting Table is suitable for use with the Black & Decker or ELU Alligator saw. Mitre cuts are achievable by adjusting the the Alligator housing.



The Pieske cutting aid is suitable for simple straight cuts. Mitre cuts are not possible.



insulation cutting aid from Götschi is suitable for use with the Bosch Alligator. The insulation can be held in place for diagonal cuts. Mitre cuts are also possible.



HOMATHERM®

Cutting of FlexCL® 040



Construction Resources

111 Rotherhithe Street
London SE16 4NF
Tel: 020 7232 1181
Fax 020 7023 3789
www.ecoconstruct.com


Cutting with a Slicing Knife

Serrated and Granton-edge knife

Application: - for smallish cutting requirements and do-it-yourself applications
- for trimming

Cut profile: - smooth, low dust creation

Available from: - Cullinary outlets
- Construction Resources




Whereas the serrated slicer is useful for cutting any cellulose batt, the Granton-edge slicer was specifically developed for use on Homatherm flexCL.



The cutting takes place with one cutting motion using the entire length of the blade.

TIP: Use a slotted piece of timber below the insulation batt to guide the



The cutting takes place with one cutting motion using the entire length of the blade.

The Granton-blade can also be sharpened using a small grinding machine (using the whet-stone side).

TIP: Do NOT remove the ridge formed on the blade as a result of the sharpening.



Cutting with an Alligator

Black&Decker, ELU and Bosch

Application: - for large cutting requirements and do-it-yourself applications.

Cut profile: - rough, medium dust creation (B&D,ELU)
- smooth, low dust creation (Bosch)

Available from: - hardware store
- hire outlets



The Alligator from Black&Decker or ELU is suitable for use with sawblades. We recommend using the fine-toothed blade.




The Alligator from Bosch has a serrated blade which is controlled electronically



Insulation batts can either be cut individually or together.

TIP: Do not remove from packaging when cutting boards of equal thickness.

When working with the serrated blade it is important not to cut into the substrate as this will only blunt the blade.



TIP: It is relatively easy to create a vertical guide for the Alligator with 2" x 2" timber off-cuts.

Cutting with a Circular Saw

Hand-held and table-mounted circular saw

Application: - for large cutting quantities and do-it-yourself applications (handheld circular saw)

Cut profile: - smooth, low dust creation. (saw with extractor or dust bag)

Available from: - hardware store



it is possible to achieve very smooth edges when cutting with a hand-held circular saw.



A dust bag or extractor outlet next to the hand-held circular saw is necessary in order to prevent an unnecessary build up of dust particles.



Cutting with a stationary circular saw is particularly suited for prefabrication work.



Again we would recommend the use of an extractor fan.